



# Screen Motion Analyser V2

## Reduce downtime and costs with wireless vibration analysis

Reliability and sustainability are critical to your success – but achieving these goals is possible with a proactive approach to maintenance, which can be challenging with heavy-duty equipment like vibrating screens.

Our Screen Motion Analyser V2 (SMAv2) gives you an insight into the condition of your screen, enabling you to reduce downtime and costs by carrying out the right maintenance at the right time. The SMAv2 can be utilised safely in a variety of environments without impacting production and provides easy to interpret data in real time via Bluetooth connectivity. Optimise performance and efficiency with a data-led maintenance strategy.

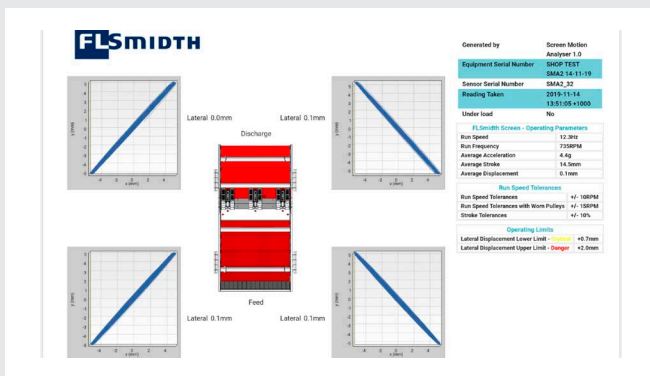
### Benefits

- Understand the condition of your screen in real-time
- Minimise the likelihood of unplanned and costly breakdowns
- Promotes predictive maintenance practices
- Create operational data library
- No specialist training required
- Can be used safely without impacting production
- User-friendly operation

# Smart, compact and easy to operate sensor and app

## Get to know your screens

SMAv2 records simultaneously in three directions, to calculate operating frequency and stroke. This data is aggregated into an easy-to-interpret '3D' screen motion report. You can collect or gather high level analysis of multiple screens within a very short timeframe, wherever you are.




## Simple to interpret "3D" plot

Records vibration simultaneously in 3 directions: horizontal, vertical and lateral



## Take it with you

- Mini USB charge port
- Latest Bluetooth connectivity
- Lightweight and highly portable
- Choose multiple units from multiple devices
- Specific applications for both Android and iOS operating systems

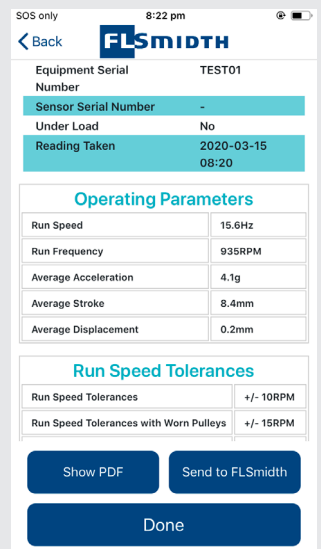
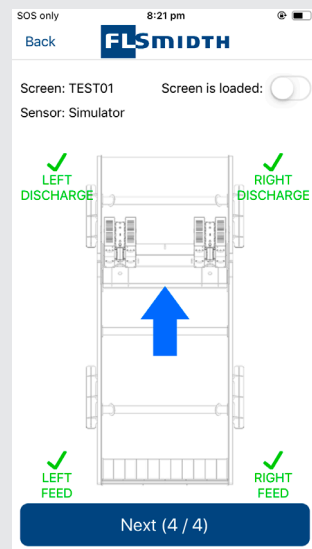




Is your vibrating screen stroking correctly to optimise performance and efficiency?

Is your vibrating screen running near potentially damaging conditions?

You can perform analysis at regular intervals and/or after maintenance and modifications to the screen. If a problem is identified, the data can be downloaded to an external source for more detailed analysis – and to your nearest FLSmidth machine analyst for an expert opinion.



**FLSmidth Inc**  
Salt Lake City Operations  
7158 S. FLSmidth Drive  
Midvale, UT 84047-5559  
Tel: +1 801 871 7000  
E-mail: info.sl.c@flsmidth.com

**FLSmidth Pty Limited**  
Australian Regional Office  
67 Randle Road  
Pinkenba QLD 4008  
Tel: +61 7 3121 2900  
Email: info.australia@flsmidth.com

www.flsmidth.com

Copyright © 2020 FLSmidth A/S.  
ALL RIGHTS RESERVED. FLSmidth is a (registered) trademark of FLSmidth A/S. This brochure makes no offers, representations or warranties (express or implied), and information and data contained in this brochure are for general reference only and may change at any time.